

# Exit Signage

PROJECT:	QTY:
TYPE:	CATALOG:



**THERMOPLASTIC  
EXIT SIGN**  
Series BLD



**DOWNLIGHT  
THERMOPLASTIC COMBO**  
Series CLP



**THIN THERMOPLASTIC  
COMBO**  
Series CTX

## SPECIFICATIONS:

Housing	<ul style="list-style-type: none"><li>Thermoplastic in white or black finish</li><li>Universal single/double face</li><li>Injection-molded</li><li>5VA flame retardant</li><li>High-impact resistant</li></ul>
Electrical	<ul style="list-style-type: none"><li>24VDC</li><li>48VDC option available</li></ul>
Mounting	<ul style="list-style-type: none"><li>EZ-snap mounting canopy included for top or end mount</li><li>Universal knockout pattern on back plate for wall mount</li></ul>
Listings	<ul style="list-style-type: none"><li>Meets UL924, NFPA 101 Life Safety Code, NEC, OSHA, Local and State Codes</li><li>UL Listed for damp locations (0°C – 50°C)</li><li>Certified to CEC under Title 20 Regulations</li></ul>
Warranty	5-year limited warranty

## FEATURES:

- No in-luminaire drivers or batteries for extended fixture life
- Daisy chain multiple fixtures per home run
- Units operate at 24VDC (with 48VDC option available for select models)
- Low voltage flying leads for fast low voltage connections
- Class 2 exit signage

## CERTIFICATIONS



## ORDERING GUIDE:

Example Catalog # AC BLD REC U G W

Family	# of Faces	Letter Color	Housing Color	Options
AC BLD REC	U Universal single/double face	R Red G Green	W White B Black	48 USA Buy American Act compliant

Example Catalog # AC CTX REC U R W

Family	# of Faces	Letter Color	Housing Color	Options
AC CTX REC	U Universal single/double face	R Red G Green	W White B Black	48

Example Catalog # AC CLP REC U R W

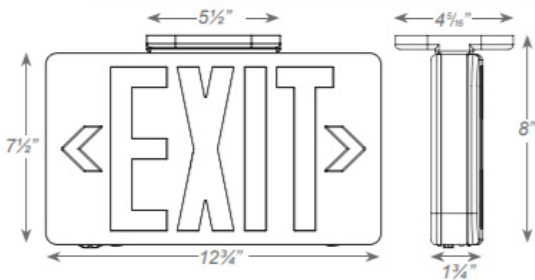
Family	# of Faces	Letter Color	Housing Color	Options
AC CLP REC	U Universal single/double face	R Red G Green	W White B Black	48 USA Buy American Act compliant

## ACCESSORIES

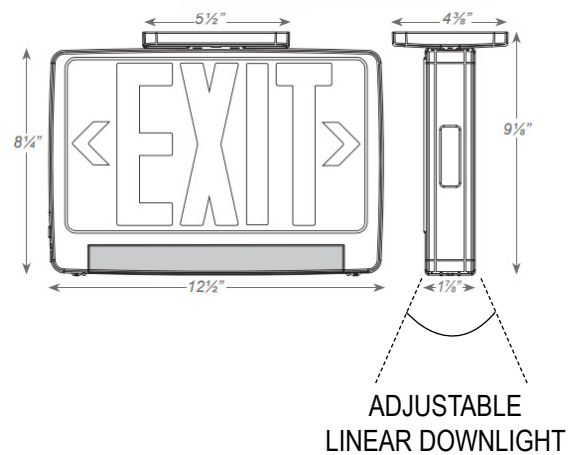
*ordered separately*

<b>XPD-P2H-G</b>	Adapter - flying leads to dual RJ45
------------------	-------------------------------------

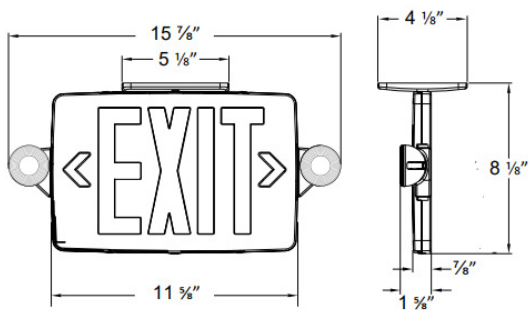
## FIXTURE DETAILS



**THERMOPLASTIC EXIT SIGN**  
Series BLD



**DOWNLIGHT  
THERMOPLASTIC COMBO**  
Series CLP



**THIN THERMOPLASTIC COMBO**  
Series CTX

## AGILE-CORE POWER DISTRIBUTION AND CONTROL SYSTEM

