AC MX2UD

2″ Continuous Up/Down - Suspended

AGILE-CORE®
Distributed Edge Architecture

PROJECT:	QTY:
TYPE:	CATALOG:

SPECIFICATIONS:

Housing	Extruded aluminum with die-cast end plates
Shielding	Extruded diffuse acrylic lens
Finish	Textured matte white polyester TGIC powder coat onded to phosphate-free, multi-stage pretreated metal. All parts painted after fabrication.
Electrical	High-quality mid-power LED boards. L70 >60,000 hours.
Mounting	Suspended. 1/16” diameter adjustable steel leveling aircraft cable and mounting hardware necessary for grid and hardpan ceiling applications provided.
Listings	• cCSAus certified as luminaire suitable for dry or damp locations. • Buid America, Buy America (BABA) and Buy American Acc (BAA) compliant.
Warranty	5-year limited warranty



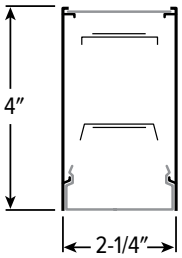

FEATURES:

- Maximum energy savings with efficacies up to 163 lm/W
- No in-luminaire drivers extending fixture life, using less materials and lowering costs
- Daisy chain multiple fixtures per home run
- Specify in one inch increments to create a perfect fit
- Moveable mounting hardware easily slides along the length of the fixture providing variable mounting points for continuous rows
- Corner configurations available
- Made in the USA

CERTIFICATIONS

©2026 Sinclair Digital Services, Inc. | 817.255.4015 | www.sinclair-digital.com
Specifications subject to change without notice. All trademarks, product names, logos, and brands mentioned are the property of their respective owners. Use of these trademarks does not imply endorsement or affiliation. Rev 10/20/26

AC MX2UD

2″ Continuous Up/Down - Suspended

AGILE-CORE®
Distributed Edge Architecture

ORDERING GUIDE:

Example Catalog # AC MX2UD 12’00 L7/835 F AC/D48 FL

Family	Illuminated Length[1]	Lumen Package (Example: P8/835U/P8/835D) Specify lumen packages: U for Uplight and D for Downlight			
		Lumens[3]	CRI	CCT	U or D
AC MX2UD	Lengths specified in feet and inches using 1″ increments, 2′ minimum. Example: 12′00 = 12′-0″	**L6** 600lm **L8** 800lm **L12** 1200lm **L15** 1500lm	**8** 80 **9** 90[4]	**27** 2700K **30** 3000K **35** 3500K **40** 4000K **50** 5000K **TW** Tunable White (80 CRI, 3000K-5000K)	**U** Uplight **D** Downlight

Product Builder
Easily build shapes & simplify ordering, please contact your Sinclair Digital Sales Representative[2]

Shielding Up	Shielding Down	Mounting (Example: AC/D48)	Pwr/Control	Options
F Flat **FW** Flat with widespread, batwing optic **FA** Flat with asymmetric optic **G** Glowing edge lens, 3/8″ [5]	**F** Flat **FW** Flat with widespread, batwing optic **FA** Flat with asymmetric optic **G** Glowing edge lens, 3/8″ [6] **D** Drop lens, 1″ [7] **R** Regressed lens, 1″ [8]	**Prefix** **AC/** **Type** **D** 1″ grid & hardpan; **N** 9/16″ grid; **S** Slot grid **Length** **24** 24″; **48** 48″; **96** 96″ **MSF_** Microstem, 1/4″ IPS, specify length in inches[9]	**FL** flying leads AGILE-CORE™ ready	See page 5 for FINISH OPTIONS.

1 Endcaps add 1/4″ to overall specified length.
2 See page 5 for CORNER DETAILS.
3 Lumens per foot output based on F Shielding, 80 CRI, 3500K for single CCT and 4000K for TW. Actual performance may vary ± 5%. See page 3 for FIXTURE PERFORMANCE DATA.
4 Not available with Tunable White.
5 Not available with corner configurations
6 Not available with corner configurations
7 Not available with corner configurations
8 Not available with corner configurations. Increases fixture height. See page 4 for SHIELDING DETAILS.
9 Power cord does not run through microstem.

©2026 Sinclair Digital Services, Inc. | 817.255.4015 | www.sinclair-digital.com
Specifications subject to change without notice. All trademarks, product names, logos, and brands mentioned are the property of their respective owners. Use of these trademarks does not imply endorsement or affiliation. Rev 10/20/26

AC MX2UD

2″ Continuous Up/Down - Suspended

AGILE-CORE®
Distributed Edge Architecture

PERFORMANCE TABLE

PER FOOT (2000 LUMENS PER FOOT MAX)

	Delivered Lumens			Total Wattage	Efficacy (lm/W)	Control	LED Channels*	LED Vf max (V)	LED If max/ ch (mA)
	Up	Down	Total						
L6/835U/L5/835D	611	494	1105	7.5	147	sold separately	varies	33	228
L8/835U/L7/835D	809	672	1481	10	148		varies	33	300
L12/835U/L10/835D	1166	969	2135	15	142		varies	34	442
L8/835U/L12/835D	809	1258	2067	15	138		varies	34	442
L15/835U/L7/835D	1513	672	2185	15	146		varies	34	442

* Consult factory for # of channels

TUNABLE WHITE (Per Foot)

Total Delivered Lumens	Total Wattage	Efficacy (Lm/W)
1643	12.6	130

- Photometrics tested in accordance with IESNA LM-79. Results based on F shielding for Up and Down compartments, 80 CRI, 3500K CCT static white, 4000K CCT tunable white, and 25°C ambient temperature. Actual performance may vary +/-5%.
- Use multiplier tableS to calculate additional options.

MULTIPLIER TABLE

	Color Temperature		
	CCT	Lumens	
		Standard	Tunable White
80 CRI	2700K	0.97	-
	3000K	0.99	0.95
	3500K	1.00	0.98
	4000K	1.03	1.00
	5000K	1.06	0.96
90 CRI	2700K	0.80	-
	3000K	0.82	-
	3500K	0.83	-
	4000K	0.86	-
	5000K	0.89	-

Shielding	
Lens	Conversion Factor
F	1.00
FW	0.92
FA (Up)	0.96
FA (Down)	0.82
G	0.98
D	1.05
R	0.91

PHOTOMETRY

UP

FLAT

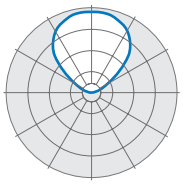

WIDESPREAD

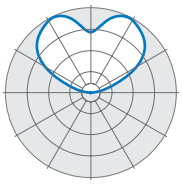

ASYMMETRIC

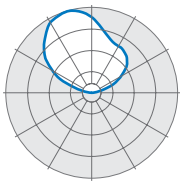

GLOWING

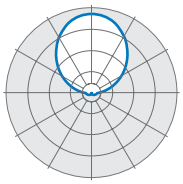

DOWN

FLAT

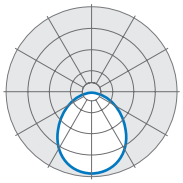

WIDESPREAD

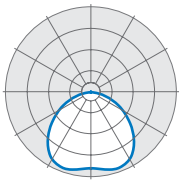

ASYMMETRIC

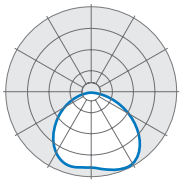

GLOWING

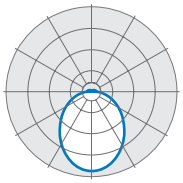

DROP

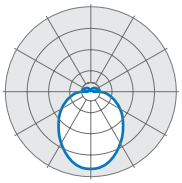

REGRESSED

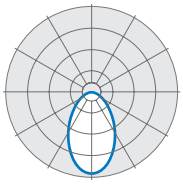

©2026 Sinclair Digital Services, Inc. | 817.255.4015 | www.sinclair-digital.com
Specifications subject to change without notice. All trademarks, product names, logos, and brands mentioned are the property of their respective owners. Use of these trademarks does not imply endorsement or affiliation. Rev 10/20/26

AC MX2UD

2″ Continuous Up/Down - Suspended

AGILE-CORE®
Distributed Edge Architecture

SHIELDING DETAILS

FLAT UPLIGHT

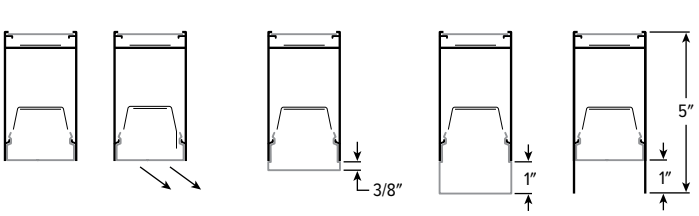

FLAT | ASYMMETRIC | GLOWING EDGE | DROP | REGRESSED

GLOWING EDGE UPLIGHT

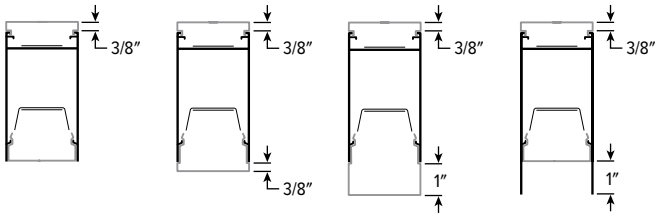

FLAT | GLOWING EDGE | DROP | REGRESSED

FIXTURE DETAILS

BACK VIEW

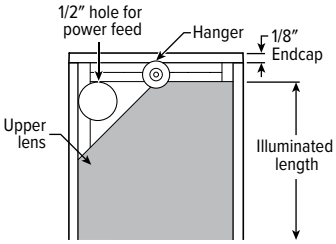

Stand-alone fixtures up to 12′ in length will require two suspension cables.

ROW ALIGNMENT SYSTEM

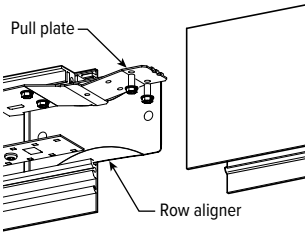

Installer friendly row aligners ensure seamless joining between fixtures while factory installed pull plate locks extrusions in place without disassembly of fixture internals.

AIRCRAFT CABLE

MICROSTEM



AIRCRAFT CABLE



Field-adjustable standalone hanger.

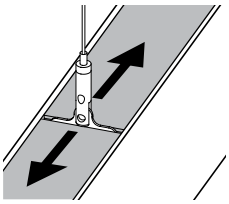

Joiner hanger slides to any position along extrusion. Lens may be cut to fit hanger.

STANDARD HARDWARE

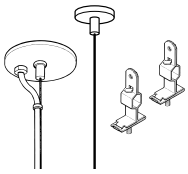

Power End/Stand-Alone

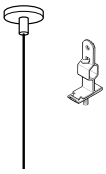

Row Mount Support

Notes:

- Fixtures are provided with adjustable length aircraft cables and mounting hardware, must specify.
- Power is brought into the feeder fixture, either as part of a row or as a stand-alone unit. Joiner fixtures complete the row. One power drop per node required.

SINCLAIR® DIGITAL

©2026 Sinclair Digital Services, Inc. | 817.255.4015 | www.sinclair-digital.com
Specifications subject to change without notice. All trademarks, product names, logos, and brands mentioned are the property of their respective owners. Use of these trademarks does not imply endorsement or affiliation. Rev 10/20/26

AC MX2UD

2″ Continuous Up/Down - Suspended

AGILE-CORE®
Distributed Edge Architecture

FINISH OPTIONS

WHITE | BLACK | BRONZE | NICKEL | SILVER | ALUM



CORNER DETAILS

BACK VIEW

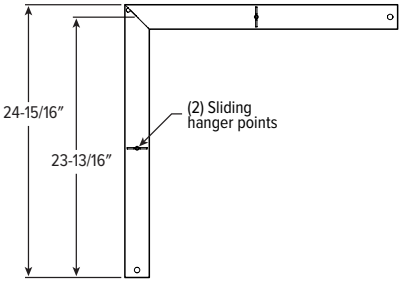

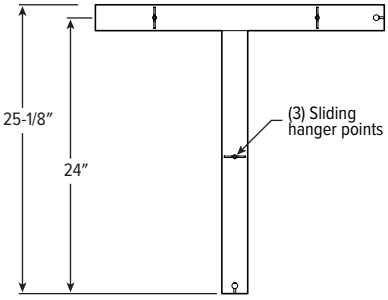

Note: Corner orientation determined in field.
Feeder corner end cap shipped separately.

SINCLAIR® DIGITAL

©2026 Sinclair Digital Services, Inc. | 817.255.4015 | www.sinclair-digital.com
Specifications subject to change without notice. All trademarks, product names, logos, and brands mentioned are the property of their respective owners. Use of these trademarks does not imply endorsement or affiliation. Rev 10/20/26