AC MX4

4″ Continuous - Suspended

AGILE-CORE®
Distributed Edge Architecture

PROJECT:	QTY:
TYPE:	CATALOG:

SPECIFICATIONS:

Housing	Extruded aluminum with die-cast end plates
Shielding	Extruded diffuse acrylic lens
Finish	Textured matte white polyester TGIC powder coat onded to phosphate-free, multi-stage pretreated metal. All parts painted after fabrication.
Electrical	High-quality mid-power LED boards. L70 >60,000 hours.
Mounting	Suspended. 1/16” diameter adjustable steel leveling aircraft cable and mounting hardware necessary for grid and hardpan ceiling applications provided.
Listings	• cCSAus certified as luminaire suitable for dry or damp locations. • Buid America, Buy America (BABA) and Buy American Acc (BAA) compliant.
Warranty	5-year limited warranty



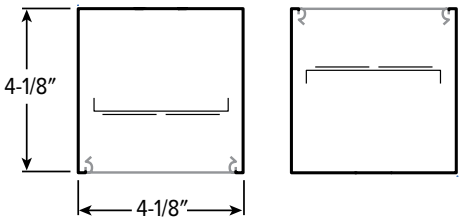

FEATURES:

- Maximum energy savings with efficacies up to 151 lm/W
- No in-luminaire drivers extending fixture life, using less materials and lowering costs
- Daisy chain multiple fixtures per home run
- Specify in one inch increments to create a perfect fit
- Moveable mounting hardware easily slides along the length of the fixture providing variable mounting points for continuous rows
- Corner configurations available
- Made in the USA

CERTIFICATIONS

©2026 Sinclair Digital Services, Inc. | 817.255.4015 | www.sinclair-digital.com
Specifications subject to change without notice. All trademarks, product names, logos, and brands mentioned are the property of their respective owners. Use of these trademarks does not imply endorsement or affiliation. Rev 10/20/26

AC MX4
4″ Continuous - Suspended

AGILE-CORE®
Distributed Edge Architecture

ORDERING GUIDE:

Example Catalog # AC MX4D 12’00 L7/835 F AC/D48 FL

Family	Illuminated Length[1]	Lumens[3]	/ CRI	CCT
AC MX4D Down **AC MX4U** Up	**Lengths specified in feet and inches using 4″ increments, 2′ minimum. Example: 12′00 = 12′-0″**	**L6** 600lm **L7** 700lm **L11** 1100lm **L14** 1400lm	**8** 80 **9** 90	**27** 2700K **30** 3000K **35** 3500K **40** 4000K **50** 5000K **TW** Tunable White (80 CRI, 3000K-5000K)

Product Builder
Easily build shapes & simplify ordering, please contact your Sinclair Digital Sales Representative[2]

Shielding	Mounting (Example: AC/D48)[4]	Pwr/Control	Options[7]
F Flat, diffuse acrylic **P** Proud, diffuse acrylic with 5/16″ drop[5] **FA** Flat Asymmetric	**Prefix** **Type** **Length** **AC/** **D** 1″ grid & hardpan — **24** 24″ **N** 9/16″ grid — **48** 48″ **S** Slot grid — **96** 96″ **MSF_** Microstem, 1/4″ IPS, specify length in inches[6]	**FL** flying leads AGILE-CORE™ ready	**V90** Vertical 90° corner, suspended[8] **ASY** Asymmetric distribution[9]

1 Endcaps add 7/8″ to overall specified length.
2 See page 5 for CORNER DETAILS.
3 Lumens per foot output based on F Shielding, 80 CRI, 3500K for single CCT and 4000K for TW. Actual performance may vary ±5%. See page 3 for FIXTURE PERFORMANCE DATA.
4 See page 5 for MOUNTING DETAILS.
5 MX4D only. See page 4 for CROSS SECTIONS. Not available with corner configurations or transition options.
6 MX4D only. Power cord does not run through microstem.
7 See page 5 for FINISH OPTIONS. Custom colors available upon request.
8 Connects MX4D to vertically mounted MX4RW; F shielding only. See page 4 for FIXTURE DETAILS. Ships separately.
9 Available with F shielding only. Creates uneven lens illumination. See page 4 for CROSS SECTIONS.

©2026 Sinclair Digital Services, Inc. | 817.255.4015 | www.sinclair-digital.com
Specifications subject to change without notice. All trademarks, product names, logos, and brands mentioned are the property of their respective owners. Use of these trademarks does not imply endorsement or affiliation. Rev 10/20/26

AC MX4
4″ Continuous - Suspended

AGILE-CORE®
Distributed Edge Architecture

PERFORMANCE TABLE

MX4 DOWN @ 80CRI, 3500K, per foot

	Delivered Lumens	Wattage	Efficacy (lm/W)
L6	567	3.75	151
L7	735	5	147
L11	1095	7.5	146
L14	1422	10	142

MX4 UP @ 80CRI, 3500K, per foot

	Delivered Lumens	Wattage	Efficacy (lm/W)	Control up to 10'	LED Channels*	LED Vf max (V)	LED If max/ ch (mA)
L6	583	3.75	155	POE AG	varies	33	117
L7	756	5	151		varies	33	156
L11	1127	7.5	150		varies	33	228
L14	1464	10	146		varies	33	300

* Consult factory for # of channels

TUNABLE WHITE

Downlight (Per Foot)		
Delivered Lumens	Wattage	Efficacy (Lm/W)
703	5	128

Uplight (Per Foot)		
Delivered Lumens	Wattage	Efficacy (Lm/W)
724	5	132

- Photometrics tested in accordance with IESNA LM-79. Results based on F shielding, 80 CRI/3500K CCT static white, 4000K CCT tunable white, average wattage for 120V through 277V input, and 25°C ambient temperature. Actual performance may vary +/-5%.
- To calculate lumen output in emergency mode, multiply the battery wattage by the efficacy.
- Use multiplier tables to calculate additional options.

MULTIPLIER TABLE

	Color Temperature		
	CCT	Lumens	
		Standard	Tunable White
80 CRI	2700K	0.97	-
	3000K	0.99	0.95
	3500K	1.00	0.98
	4000K	1.03	1.00
	5000K	1.06	0.96
90 CRI	2700K	0.82	-
	3000K	0.83	-
	3500K	0.84	-
	4000K	0.86	-
	5000K	0.90	-

ASY Option	
Wattage	Efficacy (Lm/W)
1.03	0.97

PHOTOMETRY

MX4D-4′00-P7/835-F Total Luminaire Output: 2828 lumens; 23.4 Watts | Efficacy: 121 lm/W | 80 CRI; 3500K CCT

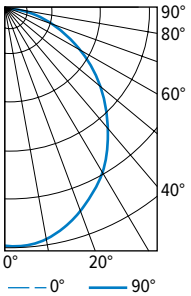

CANDLEPOWER DISTRIBUTION				
VERTICAL ANGLE	HORIZONTAL ANGLE			ZONAL LUMENS
	0°	45°	90°	
0	1117	1117	1117	
5	1140	1108	1097	105
15	1102	1057	1039	299
25	986	955	932	439
35	854	813	798	512
45	693	662	637	512
55	518	494	463	440
65	338	318	304	316
75	159	153	151	165
85	25	31	28	39
90	0	0	0	

LUMEN SUMMARY		
ZONE	LUMENS	% FIXTURE
0 - 30	843	30
0 - 40	1356	48
0 - 60	2308	82
0 - 90	2828	100
0 - 180	2828	100

©2026 Sinclair Digital Services, Inc. | 817.255.4015 | www.sinclair-digital.com
Specifications subject to change without notice. All trademarks, product names, logos, and brands mentioned are the property of their respective owners. Use of these trademarks does not imply endorsement or affiliation. Rev 10/20/26

PHOTOMETRY continued

MX4U-4′00-P7/835-F Total Luminaire Output: 2912 lumens; 23.4 Watts | Efficacy: 124 lm/W | 80 CRI; 3500K CCT

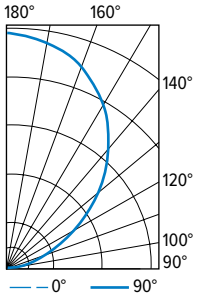

CANDLEPOWER DISTRIBUTION

VERTICAL ANGLE	HORIZONTAL ANGLE 0°	45°	90°	ZONAL LUMENS
90	0	0	0	
95	17	16	14	24
105	138	105	88	118
115	327	244	207	255
125	550	441	369	408
135	798	700	588	534
145	1017	951	861	583
155	1188	1125	1079	516
165	1281	1245	1214	351
175	1332	1300	1284	124
180	1318	1318	1318	

LUMEN SUMMARY

ZONE	LUMENS	% FIXTURE
90 - 120	397	14
90 - 130	805	28
90 - 150	1922	66
90 - 180	2912	100
0 - 180	2912	100

MX4D-4′00-P7/835-F-ASY Total Luminaire Output: 2661 lumens; 24 Watts | Efficacy: 111 lm/W | 80 CRI; 3500K CCT

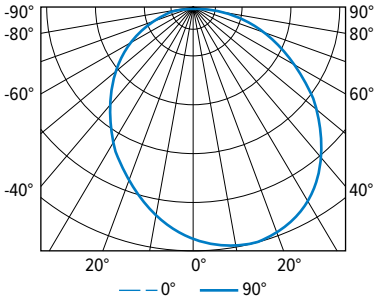

CANDLEPOWER DISTRIBUTION

VERTICAL ANGLE	HORIZONTAL ANGLE 0°	45°	90°	135°	180°	ZONAL LUMENS
0	959	959	959	959	959	
5	956	978	989	978	956	91
15	916	986	1016	986	916	259
25	841	945	988	945	841	389
35	733	852	901	852	733	462
45	605	723	767	723	605	471
55	466	569	607	569	466	422
65	320	401	430	401	320	322
75	169	229	250	229	169	189
85	42	71	83	71	42	56
90	2	11	16	11	2	

LUMEN SUMMARY

ZONE	LUMENS	% FIXTURE
0 - 30	739	28
0 - 40	1201	45
0 -60	2094	79
0 - 90	2661	100
0 - 180	2661	100

CROSS SECTIONS

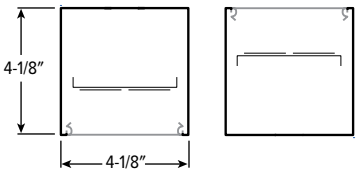

ASY OPTION DETAILS

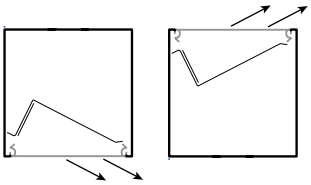

SHIELDING DETAILS

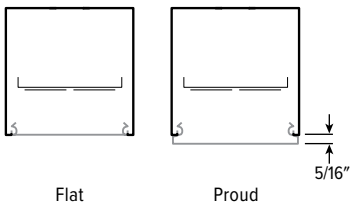

FIXTURE DETAILS

MX4D BACK VIEW

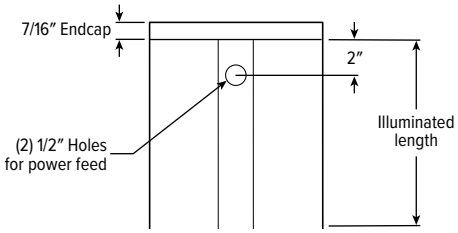

©2026 Sinclair Digital Services, Inc. | 817.255.4015 | www.sinclair-digital.com
Specifications subject to change without notice. All trademarks, product names, logos, and brands mentioned are the property of their respective owners. Use of these trademarks does not imply endorsement or affiliation. Rev 10/20/26

AC MX4
4″ Continuous - Suspended

AGILE-CORE®
Distributed Edge Architecture

FINISH OPTIONS

WHITE | BLACK | BRONZE | NICKEL | SILVER | ALUM



MOUNTING DETAILS

Aircraft cable row mount accessories can be repositioned along the length of the channel, providing flexible mounting locations to suit any application.

AIRCRAFT CABLE

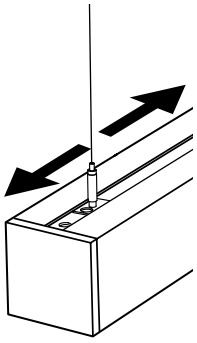

MX4D Direct Hanger

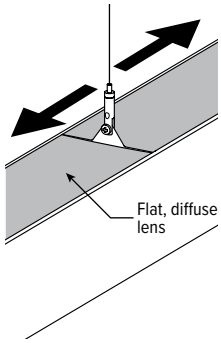

MX4U Mid-fixture Hanger

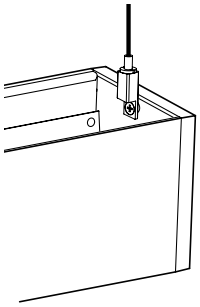

MX4U Standalone hanger

MICROSTEM

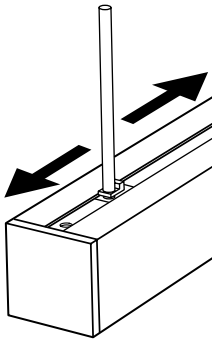

MX4D

STANDARD HARDWARE (GRID AND HARDPAN)

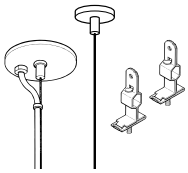

- Power feed locations are 2″ from end (downlight) or at end of fixture (uplight).
- Fixtures are provided with adjustable length aircraft cables and mounting hardware, must specify.
- Electrical supply is brought into the feeder fixture, either as part of a row or as a stand-alone unit. Joiner fixtures complete the row. One power drop per node required.

CORNER DETAILS

MX490U BACK VIEW

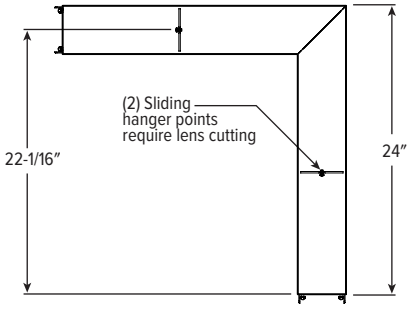

MX490D BACK VIEW

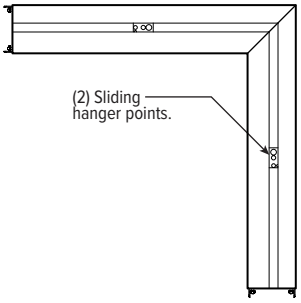

Note: Corner orientation determined in field. Feeder corner end cap shipped separately.

V90 TRANSITION CORNER

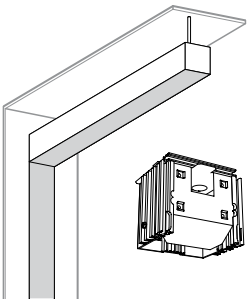

Includes tamper resistent lens bracket for lower end of vertical fixture.

SINCLAIR® DIGITAL

©2026 Sinclair Digital Services, Inc. | 817.255.4015 | www.sinclair-digital.com
Specifications subject to change without notice. All trademarks, product names, logos, and brands mentioned are the property of their respective owners. Use of these trademarks does not imply endorsement or affiliation. Rev 10/20/26